

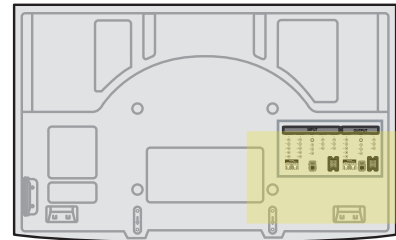

AudioSource®

S3D60

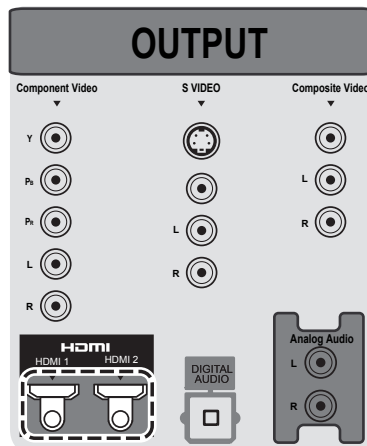
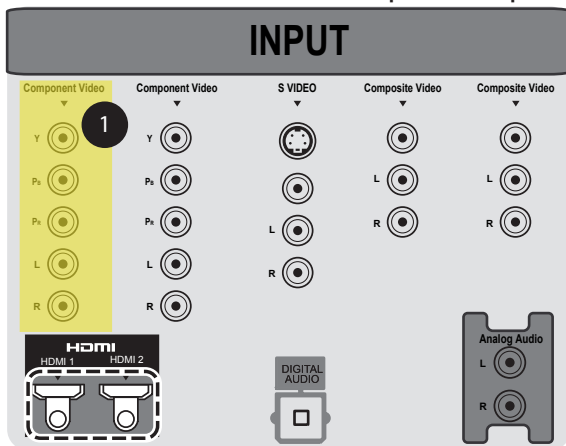


Basic Sound Bar Installation


TV & Cable Box using Component Video and Analog Audio



TV Input / Output Section



Cable Box Output Section



- 1 Connect the Video OUTPUT of the Cable Box to the Video INPUT of the TV using a Component Video Cable
- 2 Connect the Analog Audio OUTPUT of the Cable Box to the RCA INPUT of the S3D60 using a RCA cable
- 3 Using the source button on the front panel of the S3D60 select RCA Input

S3D60 Input / Output Section

